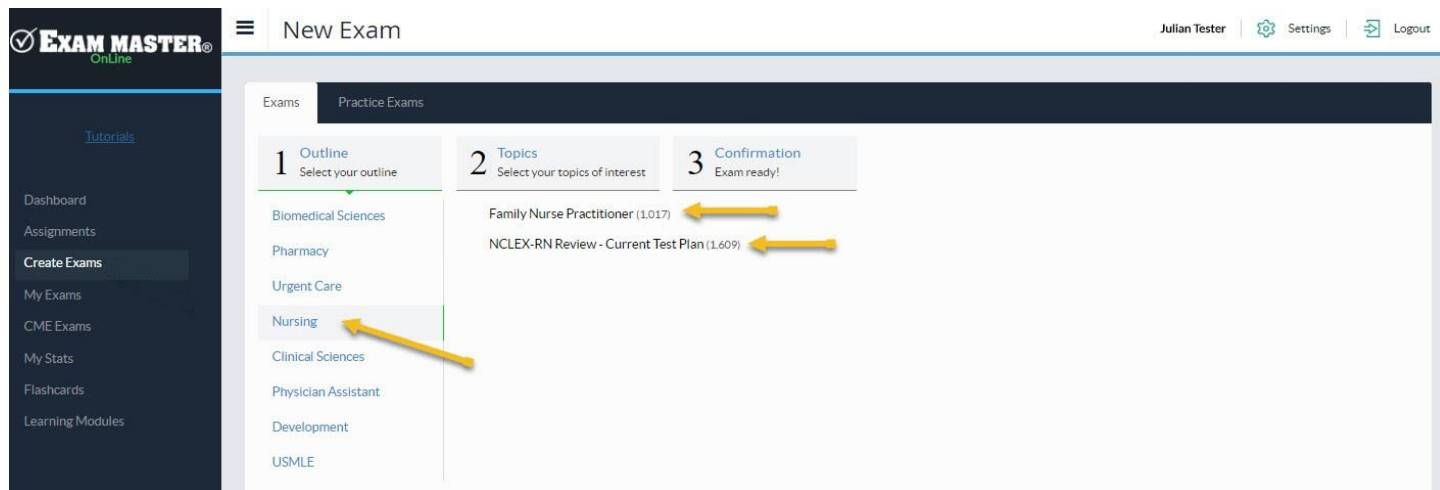
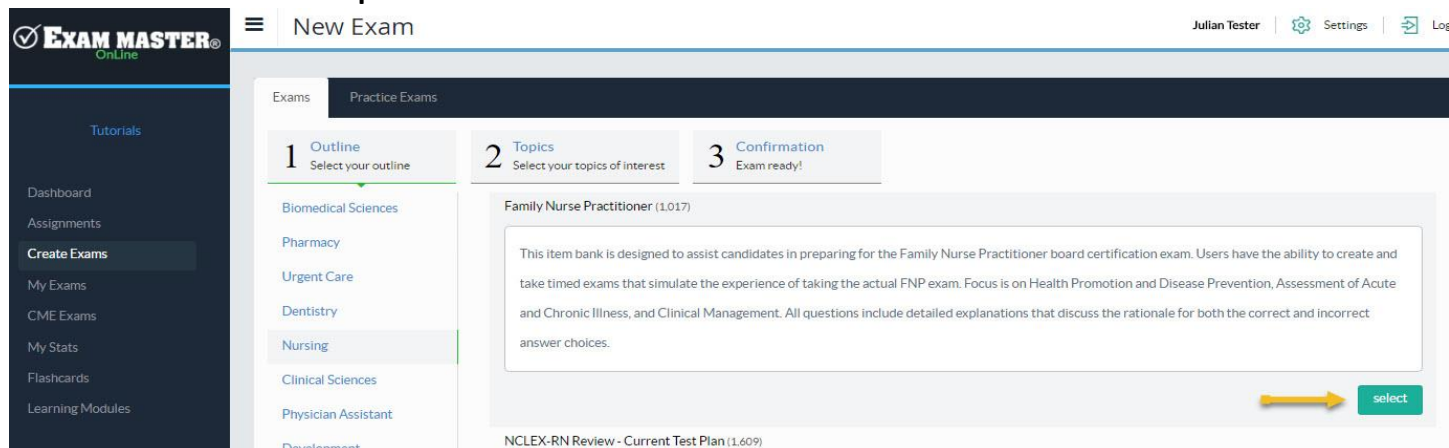


Creating Exams

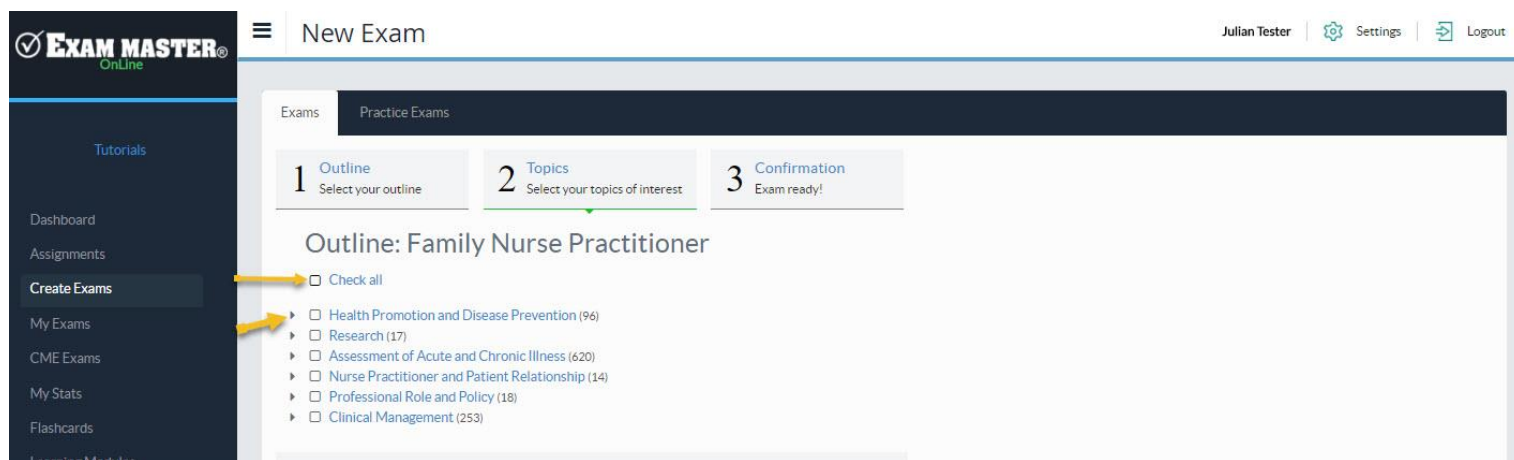
1. Click **Create Exams**
2. Select an **Outline**



3. Click a **Topic of Interest**



4. Click **Select**
5. Click **Check All** or Individually check the topics you want



6. Click the **carets** to the left of each of the outline levels to display the topic, subjects, and subcategories

Assignments

Create Exams

My Exams

CME Exams

My Stats

Flashcards

Learning Modules

Outline: Family Nurse Practitioner

☐ Check all

- ☒ Health Promotion and Disease Prevention (96)
 - ☒ Genetics (2)
 - ☒ Genetic Predisposition (2)
 - ☒ Non-Age Specific (2)
 - ☒ Risk Reduction and Health Behavior Guidelines (37)
 - ☒ Growth and Development Across the Lifespan (2)
 - ☒ Screening (History, Physical, Labs) (11)
 - ☒ Wellness Assessment (23)
 - ☒ Epidemiology/Risk Analysis (21)
 - ☐ Research (17)
 - ☐ Assessment of Acute and Chronic Illness (620)
 - ☐ Nurse Practitioner and Patient Relationship (14)
 - ☐ Professional Role and Policy (18)
 - ☐ Clinical Management (253)

Filter questions

☐ All

☐ Answered incorrectly

☒ Never answered

☐ Only with cases

Containing words

How many questions should be included in this exam? (Max is 300)

* required

Create

Filter options allow you to show **All** questions within the parameters you have selected, only questions you have **Answered incorrectly**, questions you have **Never answered**, or those **Only with cases**. *The system default will select questions that have never been answered.

Containing words allows for a word search within the outline levels you have selected.

7. Enter the number of questions you want to appear in your exam *The default is 50 and the maximum number of questions you can add to an exam is 300.
8. Click **Create** when complete